

The ShortTrack® – E.R.C.P. Short Wire System

In contrast to the traditional long-wire device concept, the short-wire system offers enhanced physician controlled manipulation of instruments and improved efficiency of instrument exchange during E.R.C.P. procedures.

These general handling benefits result also in additional advantages as:

- Improved ductal access with the ability to lock the short-wire in position allowing advancement or removal of instruments without displacement of the wire
- Reduction in instrument exchange times
- Reduction in sedation and fluoroscopy times due to a lower rate of guide wire and instrument adjustments
- Easier management of E.R.C.P. instruments by the physician assistant



Medi-Globe's short wire concept is characterized by three key features:

- Instrument compatibility to all well-known wire-locking devices with built-in biopsy valve and its special open design for flexible instrument handling
- Fully open lumen "tear-away" catheter technology
- Various instrument configurations available including pre-loaded guide wire sphincterotome sets

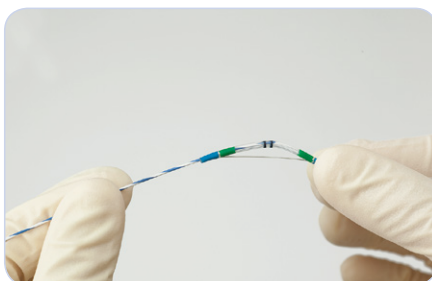
Open design for flexible instrument handling

The ShortTrack system accepts guide wire loading after instruments insertion for E.R.C.P. catheters and sphincterotomes via a unique guide wire port (top loading technique).

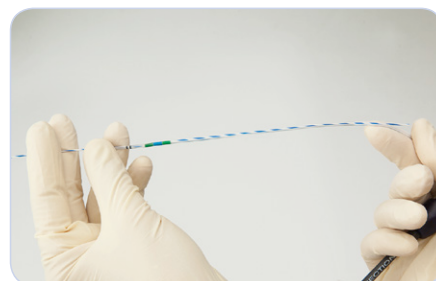
In addition, all ShortTrack instruments are also designed for "Over-the-wire" (OTW) insertion technique in combination with special short-wires (260 cm) or traditional long-wires (400 – 480 cm), depending on physician preference and procedure requirement.



Top loading via guide wire port



"Over-the-wire" (OTW) insertion technique for E.R.C.P. catheters and sphincterotomes



"Over-the-wire" (OTW) insertion technique for stone extraction balloon



Fully open lumen “tear-away” catheter technology

The ShortTrack E.R.C.P. catheters and sphincterotomes are featured with a unique open lumen “tear-away” catheter to:

- facilitate a rapid, user-friendly instrument removal without guide wire release from the locking device
- maintain a fixed guide wire position while minimizing the risk of guide wire disconnect



A fully open guide wire lumen from the proximal guide wire port to the catheter tip allows instrument removal without guide wire release from the locking device by simply pulling the catheter and “tear-away” the guide wire.

Various instrument configurations available including pre-loaded guide wire sphincterotome sets

Sphincterotome sets pre-loaded with different guide wire configurations facilitate guide wire-assisted cannulation as opposed to contrast medium assisted cannulation technique.





ShortTrack® E.R.C.P. Catheter

- Double Lumen Catheter
Contrast injection while guide wire is in place
- Color Graduation
Macroscopically controlled cannulation depth
- Radiopaque Tip Marker
Maximum fluoroscopy visualization

ShortTrack concept


Top loading via guide wire port

"Over-the-wire" (OTW) insertion technique

"Tear-away" catheter technology

ShortTrack – 2 Lumen E.R.C.P Catheter

Catalog No.	Tip design	Catheter outer diameter	Guide wire compatibility
GER-42-25-035	5 mm Tapered tip	2.55 mm	.035"



ShortTrack® RotaCut®

- Tip Orientation
Precise positioning
- Braided or Monofilament Cutting Wire Device Models
- Color Marking with Black Rings
Macroscopically controlled cannulation depth
- Radiopaque Tip Markers
Maximum fluoroscopy visualization
- Sphincterotome Sets available with Pre-loaded Guide Wires
Facilitates guide wire-assisted cannulation

ShortTrack concept


Top loading via guide wire port

“Over-the-wire” (OTW) insertion technique

“Tear-away” catheter technology

ShortTrack RotaCut – 3 Lumen Sphincterotomes

Catalog No.	Tip design	Cutting wire length	Type of cutting wire	Outer sheath diameter	Max. accepted guide wire
GSP-41-25-020	5 mm Tapered tip	20 mm	Braided	2.55 mm	.035"
GSP-41-25-025	5 mm Tapered tip	25 mm	Braided	2.55 mm	.035"
GSP-41-25-030	5 mm Tapered tip	30 mm	Braided	2.55 mm	.035"
GSP-42-25-020	5 mm Tapered tip	20 mm	Monofilament	2.55 mm	.035"
GSP-42-25-025	5 mm Tapered tip	25 mm	Monofilament	2.55 mm	.035"
GSP-42-25-030	5 mm Tapered tip	30 mm	Monofilament	2.55 mm	.035"



ShortTrack® RotaCut®

Pre-loaded for short-wire concept

ShortTrack RotaCut – 3 Lumen Sphincterotomes, pre-loaded for short-wire concept use with EasyPass guide wire Ø .035” – Teflon coated Nitinol wire with 8 cm super flexible, hydrophilic & radiopaque tip

Catalog No.	Tip design	Cutting wire length	Type of cutting wire	Outer sheath diameter	Guide wire length
GSP-41-25-020PS	5 mm Tapered tip	20 mm	Braided	2.55 mm	260 cm
GSP-41-25-025PS	5 mm Tapered tip	25 mm	Braided	2.55 mm	260 cm
GSP-41-25-030PS	5 mm Tapered tip	30 mm	Braided	2.55 mm	260 cm
GSP-42-25-020PS	5 mm Tapered tip	20 mm	Monofilament	2.55 mm	260 cm
GSP-42-25-025PS	5 mm Tapered tip	25 mm	Monofilament	2.55 mm	260 cm
GSP-42-25-030PS	5 mm Tapered tip	30 mm	Monofilament	2.55 mm	260 cm

Pre-loaded for long-wire concept

ShortTrack RotaCut – 3 Lumen Sphincterotomes, pre-loaded for long-wire concept use with EasyPass guide wire Ø .035” – Teflon coated Nitinol wire with 8 cm super flexible, hydrophilic & radiopaque tip

Catalog No.	Tip design	Cutting wire length	Type of cutting wire	Outer sheath diameter	Guide wire length
GSP-41-25-020PL	5 mm Tapered tip	20 mm	Braided	2.55 mm	450 cm
GSP-41-25-025PL	5 mm Tapered tip	25 mm	Braided	2.55 mm	450 cm
GSP-41-25-030PL	5 mm Tapered tip	30 mm	Braided	2.55 mm	450 cm
GSP-42-25-020PL	5 mm Tapered tip	20 mm	Monofilament	2.55 mm	450 cm
GSP-42-25-025PL	5 mm Tapered tip	25 mm	Monofilament	2.55 mm	450 cm
GSP-42-25-030PL	5 mm Tapered tip	30 mm	Monofilament	2.55 mm	450 cm



ShortTrack® Multi-Stage Extractor

- Latex-free Balloon
Minimizes patient risk for allergic reactions
- Flexible Diameter Adjustment from 9 - 16 mm in One Balloon
Time-saving and cost-effective
- Includes a Set of 3 Syringes for Predefined Inflation Diameters of 9 mm, 13 mm & 16 mm
For safe and precise balloon inflation
- Radiopaque Markers at the Distal and Proximal End of the Balloon
Precise balloon positioning
- 1 Centimeter Markings along the Distal Section of the Catheter
Macroscopically controlled penetration depth

ShortTrack concept

"Over-the-wire" (OTW) insertion technique

ShortTrack – 3 Lumen Multi-Stage Extractor with contrast injection above the balloon

Catalog No.	Balloon diameter	Air inflation	Catheter diameter	Working length	Guide wire compatibility
GEB-47-25-035	9-13-16 mm	1.5 ml – 9 mm 2.5 ml – 13 mm 5.0 ml – 16 mm	7.5 Fr.	200 cm	.035 "



ShortTrack® Compatible Guide Wires

EasyPass Guide Wires are featured with a super flexible 8 cm long highly radiopaque and hydrophilic tip. This EasyPass single use guide wire has outstanding performance characteristics and provides enhanced maneuverability through difficult to access anatomical structures in the biliary and pancreatic systems. The Teflon coated Nitinol guide wire may be left in place during sphincterotomy.

Bavarian Guide Wires are mainly indicated for cannulation and placement of diagnostic and therapeutic instruments in the biliary and pancreatic systems. Bavarian guide wires are autoclavable and will accept a reuse, depending of the instrument integrity after the initial use. The Bavarian Guide Wire may also be left in place during sphincterotomy. Users can choose between a "Soft Tip" and a slightly stiffer "Standard Tip" version.

EasyPass Guide Wire – two-color design, Teflon coated Nitinol wire with 8 cm super flexible, hydrophilic & radiopaque tip, single use

Short-wire concept 260 cm	Long-wire concept 450 cm	Description	Diameter
GGW-10-35-260	GGW-10-35-450	"Super Flexible" Tip	.035"

Bavarian Wires – Hydrophilic, Teflon coated Nitinol wire, in two-color design and a 5 cm tapered radiopaque tip, autoclavable

Short-wire concept 260 cm	Long-wire concept 450 cm	Description	Diameter
GGW-03-21-260	GGW-03-21-450	"Soft" Tip	.021"
GGW-03-25-260	GGW-03-25-450	"Soft" Tip	.025"
GGW-03-35-260	GGW-03-35-450	"Soft" Tip	.035"
	GGW-04-35-450	"Standard" Tip	.035"

Distributed by: